

A

a

Escribo el nombre correspondiente de cada dibujo en la fila de cuadros numerada. Para cada cuadrito hay una letra. No sobran ni faltan cuadritos:

1.



2.



3.



4.



5.



7.



6.




8.



9.



1								
2								
3								
4								
5								
6								
7								
8								
9								




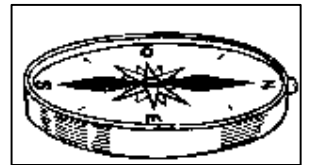
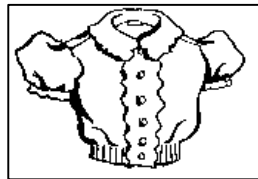
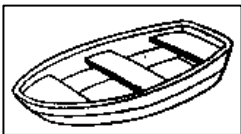
B b


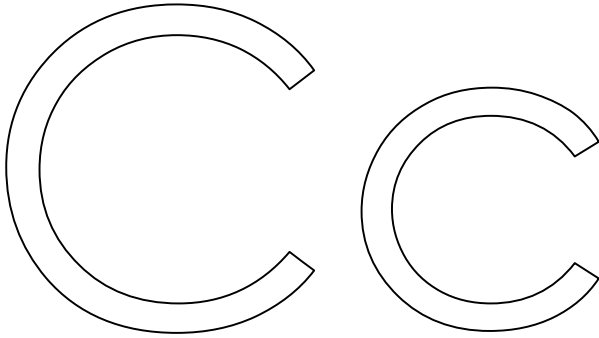
B

b

Escribo el nombre que corresponde a cada una de las siguientes ilustraciones:







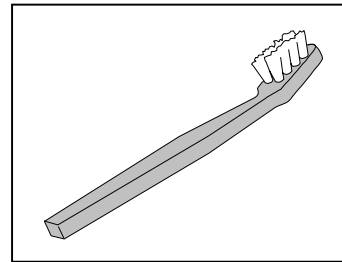
C

c

Escojo la palabra correcta que tenga relación con el dibujo y la coloreo:



conejo
canguro
camello



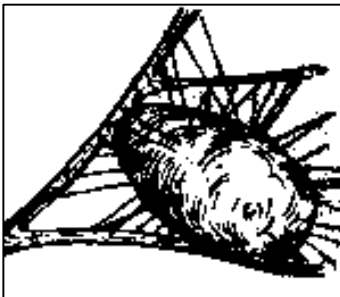
cometa
cebolla
cepillo



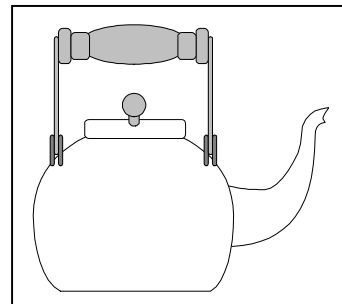
corbata
camisa
camiseta



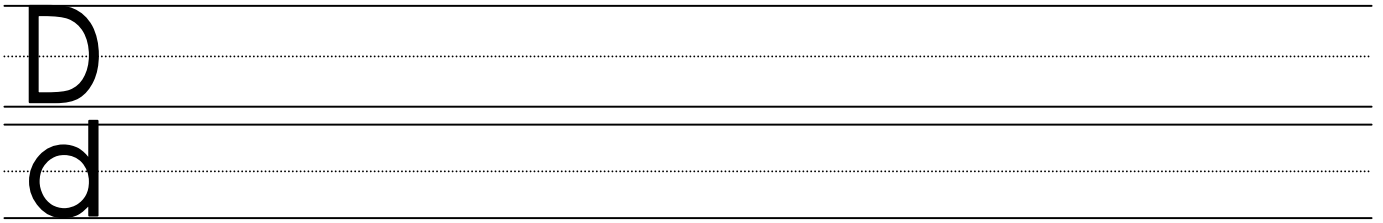
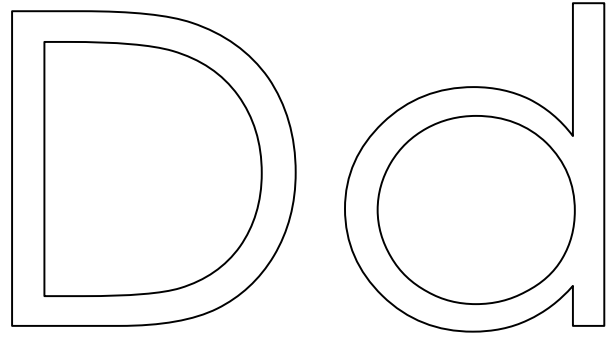
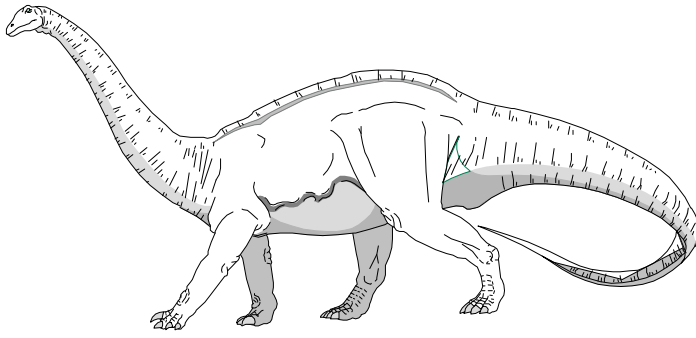
cala
candela
coliflor



canario
capullo
candado




copa
cocina
cafetera



Sustituyo el dibujo por la palabra correspondiente que lo nombra:


1. Cristina juega con un  _____.

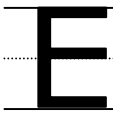

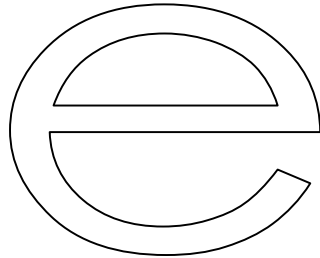
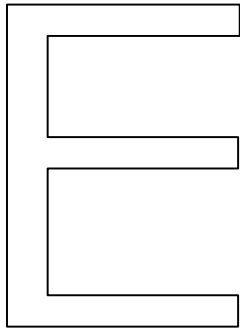
2. Para coser, mi papá se pone un  _____ en el dedo.

3. El  _____ nos permite comprar muchas cosas.

4. Voy a visitar a la  _____ porque tengo caries.

5. En la fiesta me divertí con el juego de  _____.

6. El  _____ era un monstruo antiguo.

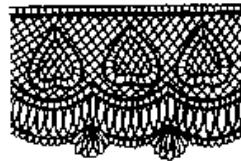
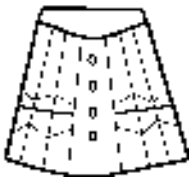


Encierro en círculos del mismo color cada dibujo con la palabra correspondiente que lo nombra:



escritorio

espejo



embudo

elotes

escudo

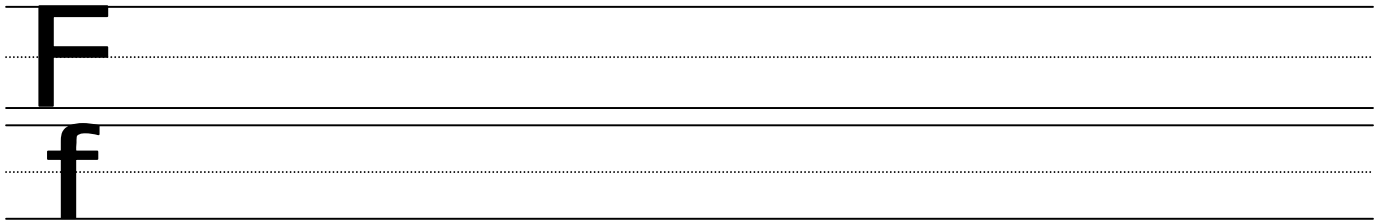



enagua

encaje

extinguidor

estatua



Relaciono cada dibujo con su respectivo nombre, usando una línea para unirlos:

fresas →



← fogata

foco →



← faro

frutas →



← fantasma

fósforo →




← florero

flor →

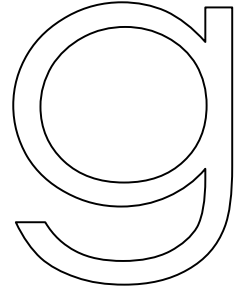




← foca

faja →



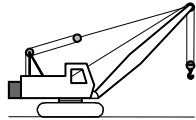
← florero




G


g

Sustituyo el dibujo de cada oración por la palabra correspondiente del recuadro de la izquierda, escribiéndola sobre la línea indicada:


1. Ayer vi una enorme  _____.

2. Fabiana toca la  _____ muy bien.

3. El bebé usa en su pañal una  _____.


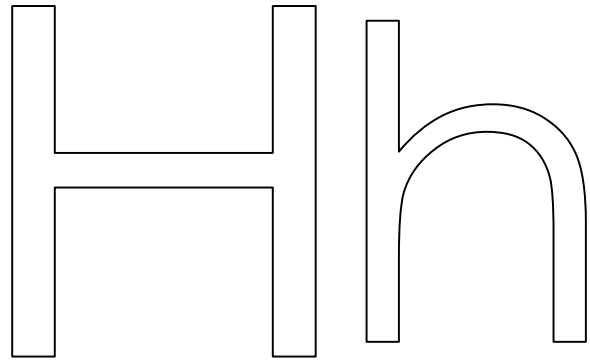

4. Ese es un  _____ muy bonito.

5. Mi hermanito compró una nueva  _____.

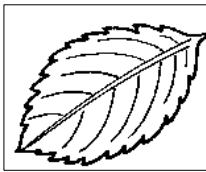
6. Necesito  _____ para pegar las postales.

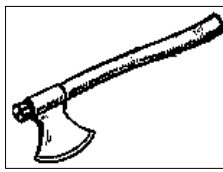
7. Mi tía me regaló una simpática  _____.

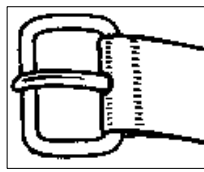
- gallina
- gorra
- goma
- guitarra
- grúa
- guante
- gacilla




Escribo el nombre correspondiente a cada una de las siguientes ilustraciones:



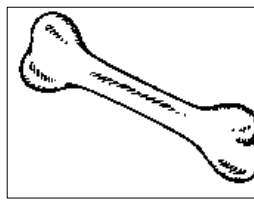





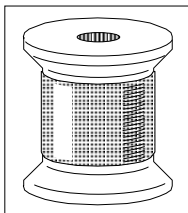





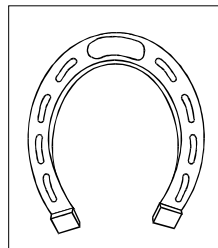


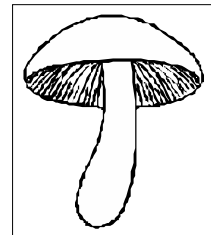












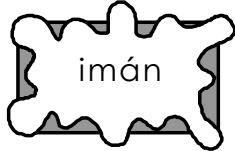




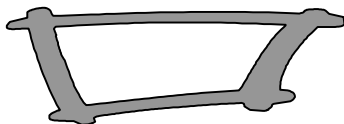
Handwriting practice lines. The first line shows a vertical bar on the left. The second line shows a lowercase letter 'i' on the left.

Completar: junto a cada oración aparecen tres palabras, selecciono la que considero correcta y la escribo sobre la línea indicada:

Isabel visitó la _____ en bote.



Mi tío vive en el campo y conoce muchos _____.




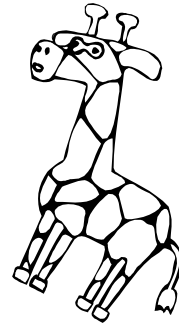


El pediatra me puso una _____ que tenía una vacuna.



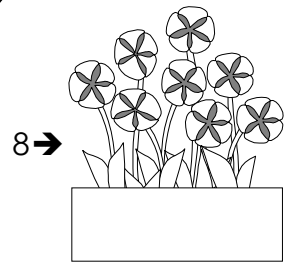
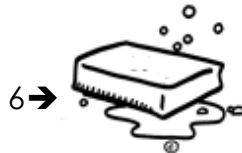

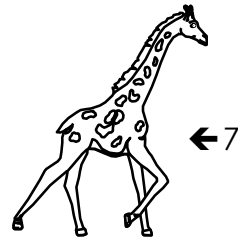

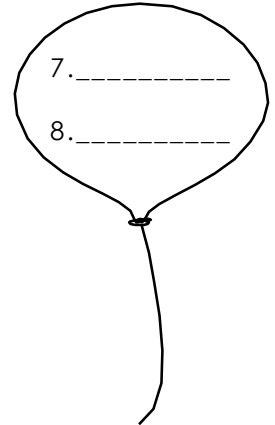
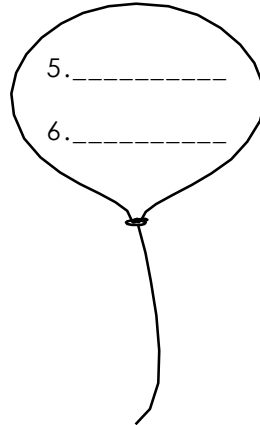
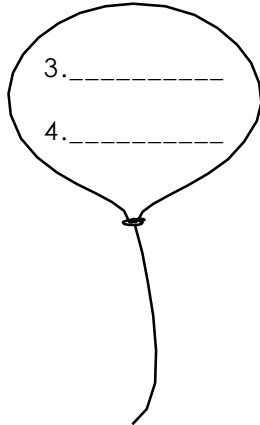
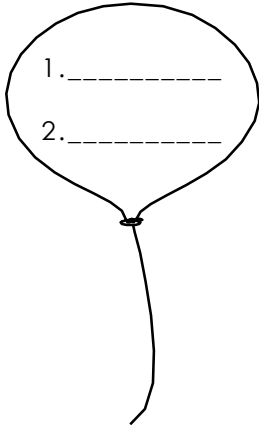
En la playa vi una _____ sobre la rama de un árbol.

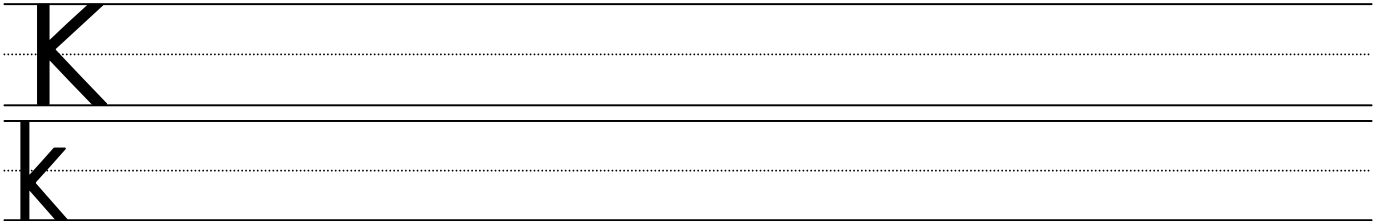
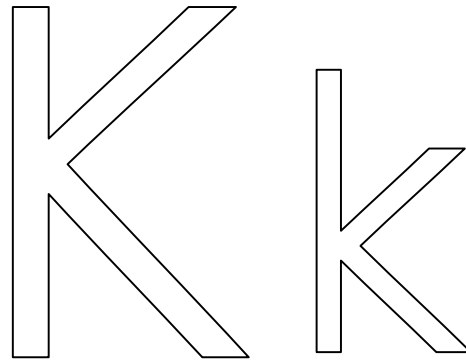


En mi cuaderno construyo oraciones con las siguientes palabras: iguana, insecto, imagen, isla, indio.

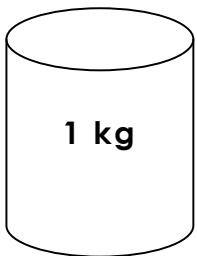


Escribo dentro de cada globo la palabra que inicia con la letra " j ", según el número correspondiente:





Escribo **ka**, **ki** o **ko** según corresponda para completar la palabra que nombra a cada ilustración:




_____lo




_____mono



_____rla



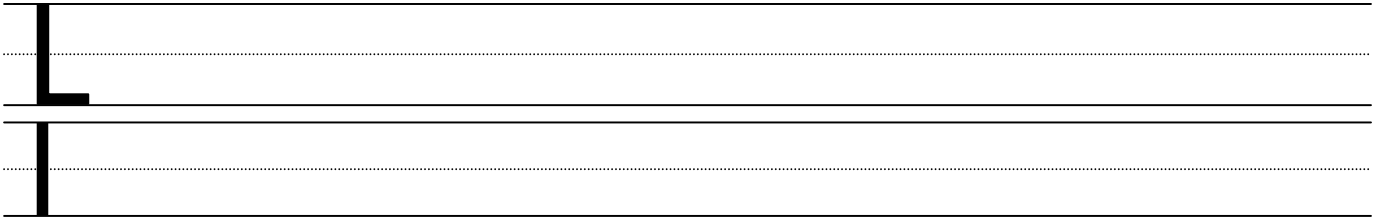
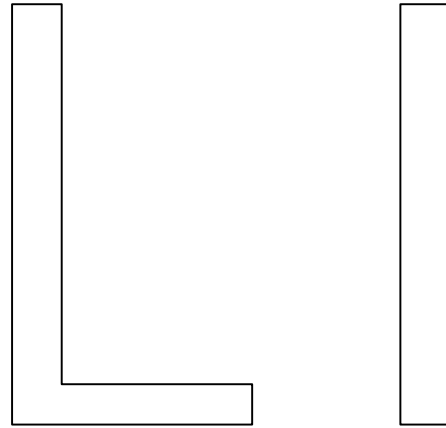

_____ala




_____osco


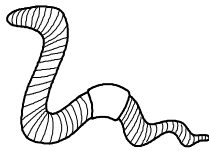


_____nder



Escribo debajo de cada ilustración la palabra correspondiente que comience con la letra " l ". Escojo la palabra de la lista dada:





lupa

libro

luna

lombriz

lima



leopardo

lagartija

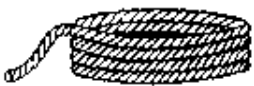
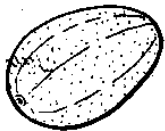
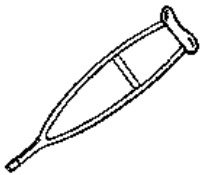
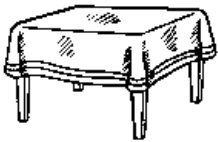
lobo

limón

lucha



Usando una línea, relaciono cada dibujo con su respectivo nombre:



moneda

mano

muleta

mecate

mesa


muro

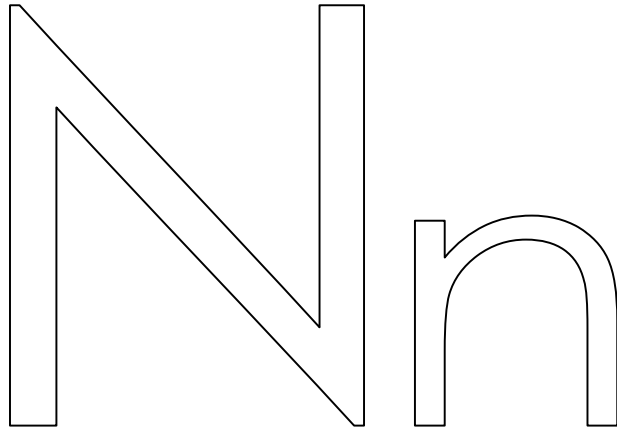
mula

melón

músico

mora

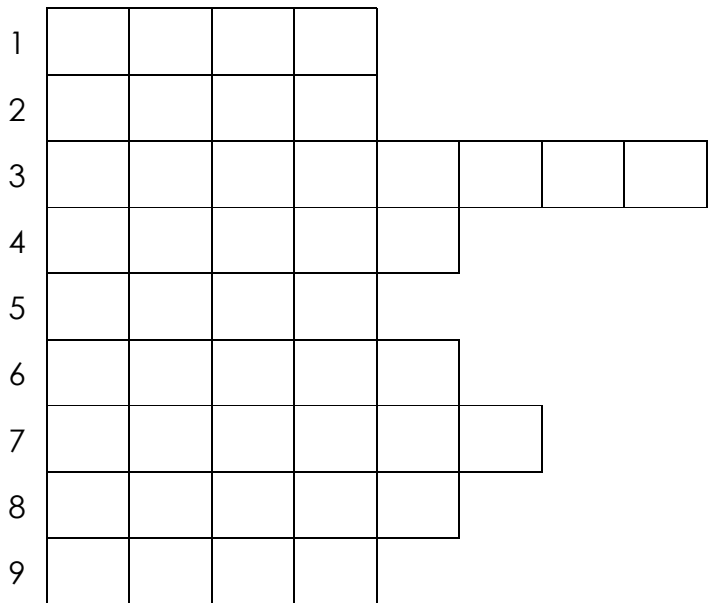
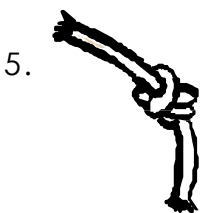
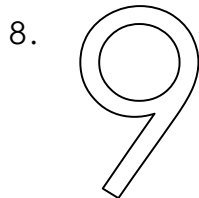




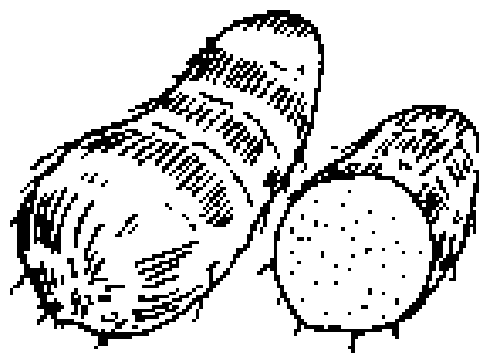



N

n

Completo el siguiente crucigrama, escribiendo la palabra correspondiente que comienza con la letra " n ":















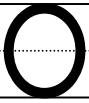
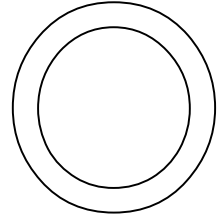
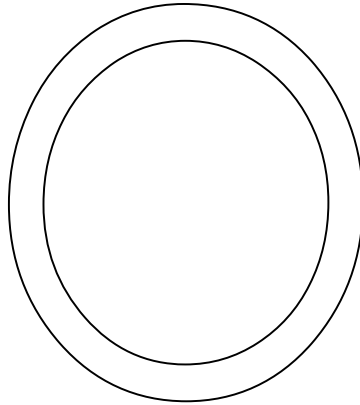



Ñ

ñ

Escribo sobre la línea indicada **ña, ñe, ñi, ño** o **ñu** según corresponda, para completar el nombre que representa cada ilustración:

 <p>pi_____</p>	 <p>pa_____</p>	 <p>u_____</p>
 <p>ni_____ra</p>	 <p>ca_____</p>	 <p>a_____ña</p>
 <p>_____me</p>	 <p>le_____</p>	 <p>ci_____ña</p>
 <p>pa_____elo</p>	 <p>ba_____</p>	 <p>mo_____</p>



Junto a cada oración hay tres palabras. Escribo la que corresponde sobre la línea indicada:

En el teatro toca la _____. [oveja, orquesta, ola]

En la playa juego con las _____. [olas, ollas, osas]

Hizo tanto ruido que me tape los _____. [orejas, ojos, oídos]

Cociné el picadillo en la _____. [olla, ola, ostra]

Escribo una oración con cada una de las siguientes palabras:

oso →

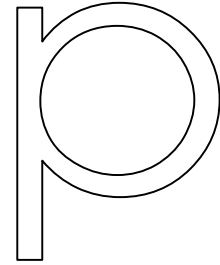

ocho →

oscuridad →

ombligo →

Ordeno alfabéticamente las siguientes palabras:

once oído oscuro oveja orilla ollita olla



P

p

Relaciono cada dibujo con su correspondiente nombre usando una línea:



← pastel



← pelota



← papel



← peine



← payaso



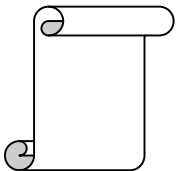
← pollito



← pájaro



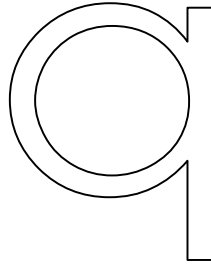

← pingüino



← perrita



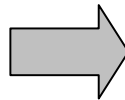
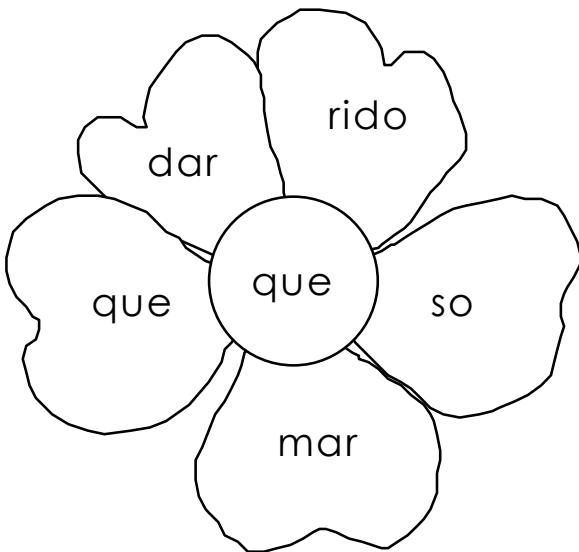
← papa



Q

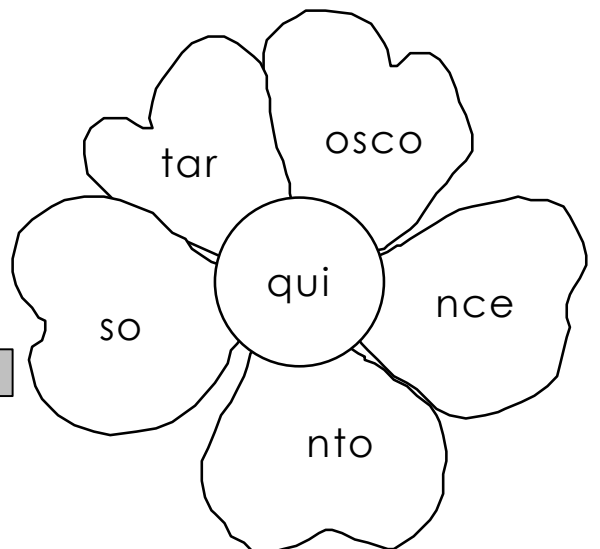
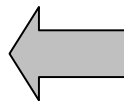
q

En cada pétalo hay una parte de una palabra. En el centro se ubica una sílaba inicial. Uno el centro con cada pétalo formando la palabra correcta:




- 1. _____
- 2. _____
- 3. _____
- 4. _____
- 5. _____

- 1. _____
- 2. _____
- 3. _____
- 4. _____
- 5. _____



Rr



R

r

Junto a cada dibujo hay tres palabras, escojo la correcta y la coloreo:



rama

rana

rata



rana

ratón

rama



rosa

rojo

robot



reina

rey




reino



risa

río

rima

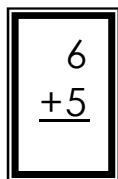




S

s


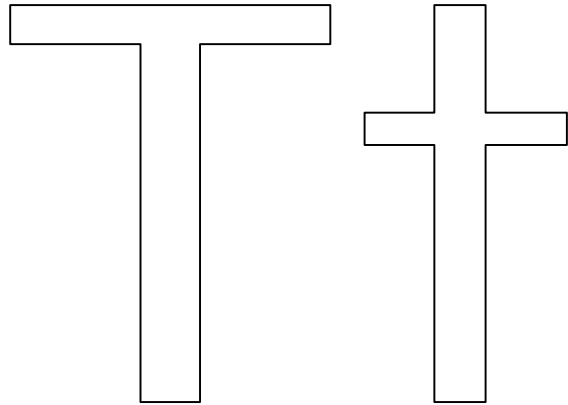
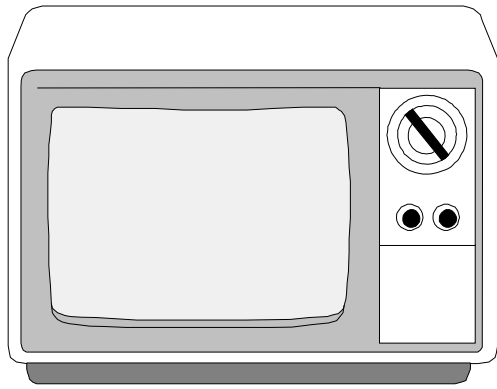
Completo el crucigrama escribiendo la palabra que corresponde a cada dibujo. En cada cuadrado debe ir una letra:

1									
2									
3									
4									
5									
6									
7									
8									
9									
10									



8





Escribo el nombre que corresponde a cada dibujo sobre la línea indicada con el mismo número:

1




2



3



4




5




6



7



8



9



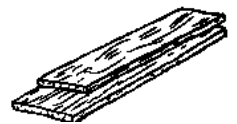
10




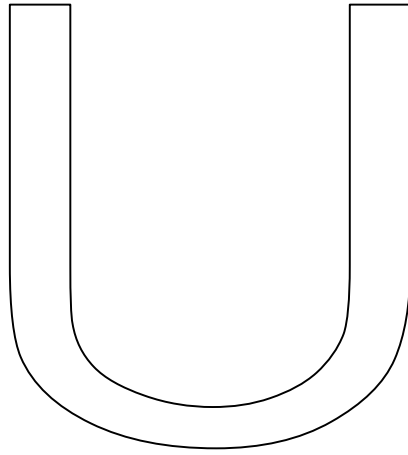
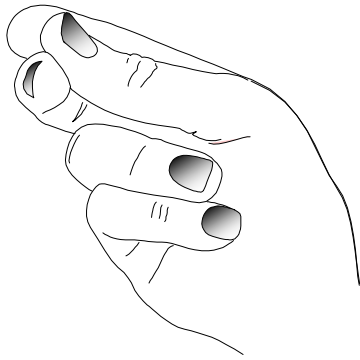
11



12



1. _____	2. _____	3. _____	4. _____
5. _____	6. _____	7. _____	8. _____
9. _____	10. _____	11. _____	12. _____

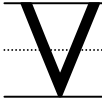





En la hoja está la letra inicial de una palabra, cada caracol lleva la parte que falta, así que relaciono mediante una línea de color cada caracol con la hoja y luego escribo la palabra que se forma sobre la línea indicada:



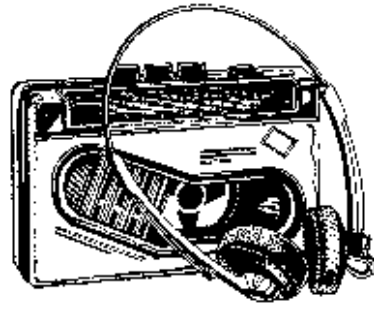

- 1- _____
- 2- _____
- 3- _____
- 4- _____
- 5- _____
- 6- _____





Escribo debajo de cada dibujo el nombre correspondiente:




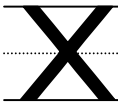




W

w

Completo las letras que faltan en orden alfabético:





Escribo la sílaba **xa**, **xe** o **xi** según corresponda para completar la palabra que representa a cada dibujo:



ta_____



ma_____falda



bo_____o





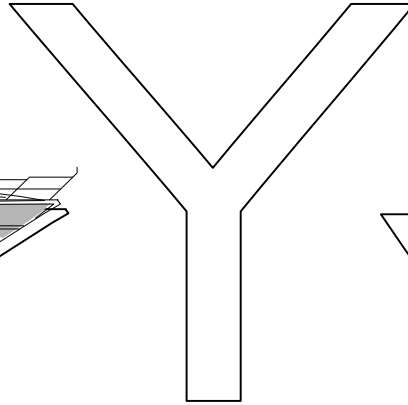

_____nia

Prueba de Matemáticas


e_____men



glo_____nea



Encierro el dibujo y su nombre correspondiente en un círculo del mismo color:



yoyo

yema

yigüirro






yegua

yute

yate

yunta





Relaciono usando líneas de color a cada dibujo con su respectivo nombre:



garza



pizarra



erizo



azucena



zapallo



zapato



lazo



tiza



zorra



zapote